

1. Help us understand what you value most. Please rank the value choices below in order of importance to you, with 1 being most important and 7 being least important.

	Score*	Overall Rank
Protecting and ensuring recreational access to protected lands, trails and streams (for activities such as hiking, fishing, birding, biking)	1939	1
Protecting quality habitat for fish and wildlife	1751	2
Protecting lands that benefit the quality and supply of clean water in our rivers and lakes	1735	3
Engaging our youth in nature: getting kids outside and helping to develop a strong land ethic and culture of conservation	1457	4
Conserving the scenic places and views people enjoy in NCW	1421	5
Protecting family farms, forests and orchards from development pressures	1217	6
Balancing land conservation and development to help our economy and create jobs	1072	7

Total Respondents 412

*Score is a weighted calculation. Items ranked first are valued higher than the following ranks, the score is the sum of all weighted rank counts.

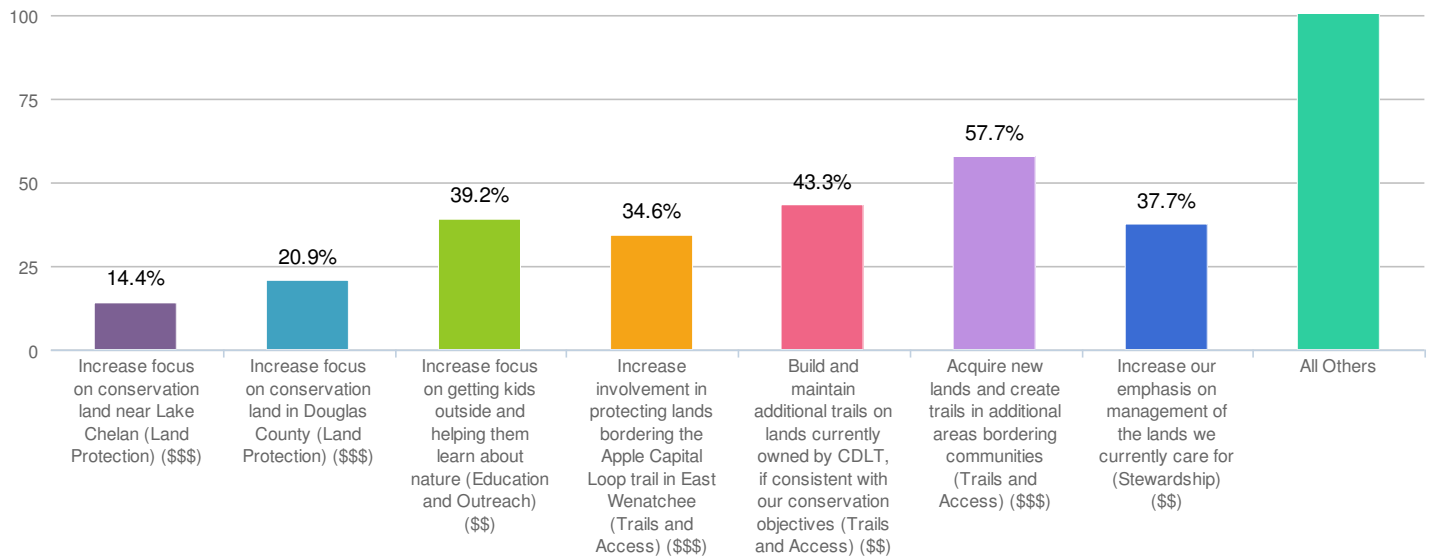
2. What do you value most about the current work emphasis of Chelan-Douglas Land Trust? From the list below, please rank the categories of work according to their importance to you, with 1 being most important and 6 being least important.

	Score*	Overall Rank
LAND PROTECTION – permanently protecting our region’s most important natural areas for fish, wildlife and people through outright ownership or other means	1724	1
TRAILS AND ACCESS – protecting natural areas close to home and as appropriate facilitating public access for hiking, birding, fishing, biking and horseback riding, including development of trails	1617	2
STEWARDSHIP – taking care of the Land Trust’s current land holdings to maintain and improve their conservation values	1432	3
CONSERVATION LEADERSHIP – providing a voice for conservation and appropriate development in our communities through participation in public processes such as the Stemilt partnership and Wenatchee Foothills Community Strategy	1266	4
EDUCATION AND OUTREACH – helping people learn about the natural world around us and why it’s worth protecting.	1049	5
LANDOWNER SERVICES – Helping willing landowners ensure protection of their land for future generations and meet their conservation and financial goals	939	6


Total Respondents 411

*Score is a weighted calculation. Items ranked first are valued higher than the following ranks, the score is the sum of all weighted rank counts.

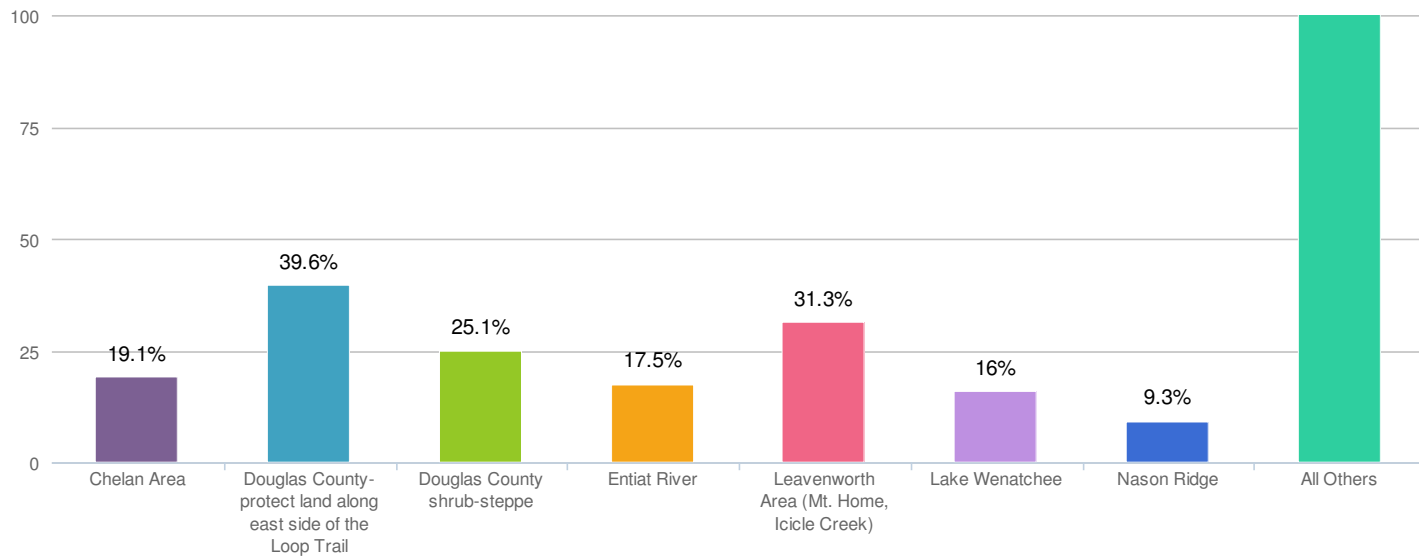
3. As we plan our work for the next few years, help us prioritize possible new projects or shifts in emphasis. SELECT YOUR TOP 4.














Increase focus on conservation land near Lake Chelan (Land Protection) (\$\$\$)	14.4%		59
Increase focus on conservation land in Douglas County (Land Protection) (\$\$\$)	20.9%		86
Increase focus on getting kids outside and helping them learn about nature (Education and Outreach) (\$\$)	39.2%		161
Increase involvement in protecting lands bordering the Apple Capital Loop trail in East Wenatchee (Trails and Access) (\$\$\$)	34.6%		142
Build and maintain additional trails on lands currently owned by CDLT, if consistent with our conservation objectives (Trails and Access) (\$\$)	43.3%		178
Acquire new lands and create trails in additional areas bordering communities (Trails and Access) (\$\$\$)	57.7%		237
Increase our emphasis on management of the lands we currently care for (Stewardship) (\$\$)	37.7%		155
If necessary, increase our restoration work on lands we currently care for (Stewardship) (\$\$)	35.8%		147
Explore options for family orchards and farms facing development pressure (Landowner Services) (\$\$)	23.4%		96
Increase advocacy for conservation issues locally (Conservation Leadership) (\$\$)	24.6%		101
Increase involvement in community planning to help take pressure off natural areas through well-planned development (Conservation Leadership) (\$\$)	51.3%		211
		Total	411

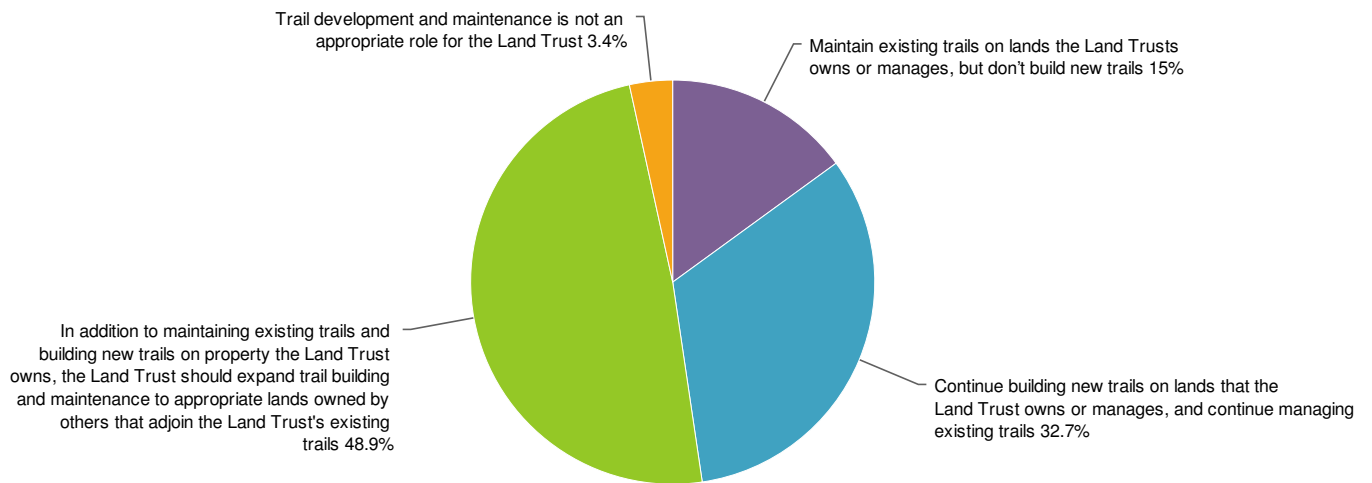
Increase outreach on the economic benefits of conservation (Conservation Leadership) (\$)	20.2%		83
		Total	411

4. Which locations in Chelan and Douglas counties are you most interested in seeing future conservation projects from Chelan-Douglas Land Trust? SELECT YOUR TOP 3 LOCATIONS.



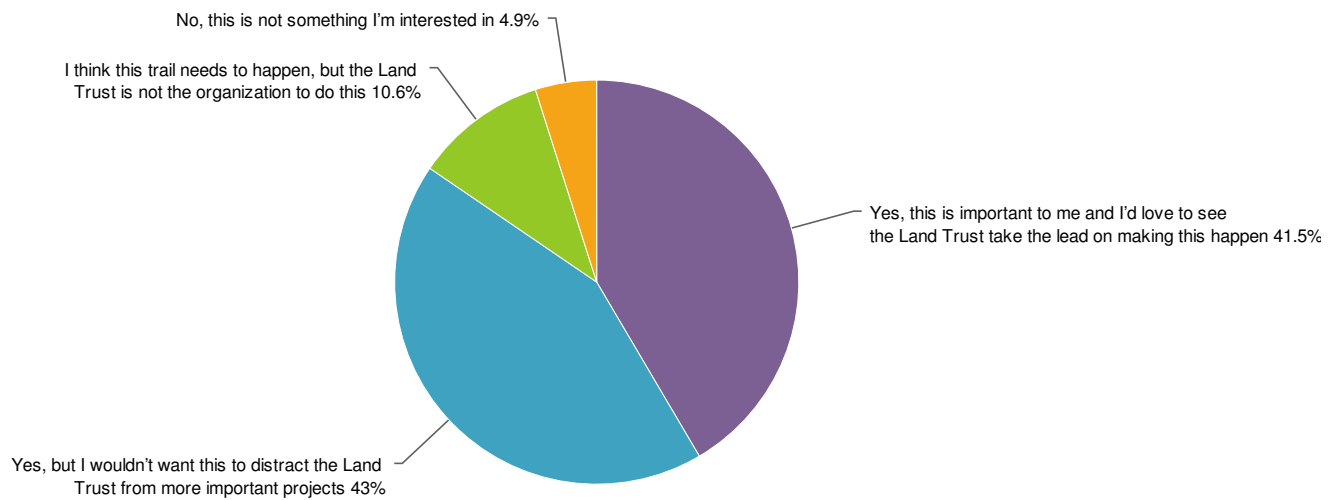
Chelan Area	19.1%		76
Douglas County-protect land along east side of the Loop Trail	39.6%		158
Douglas County shrub-steppe	25.1%		100
Entiat River	17.5%		70
Leavenworth Area (Mt. Home, Icicle Creek)	31.3%		125
Lake Wenatchee	16.0%		64
Nason Ridge	9.3%		37
White River	14.0%		56
Wenatchee Foothills	57.9%		231
Wenatchee River Valley from Leavenworth to Wenatchee	67.9%		271
Other	2.8%		11
		Total	399





5. What do you see as the best role for Chelan-Douglas Land Trust related to establishing and managing trails for public access? Choose one.



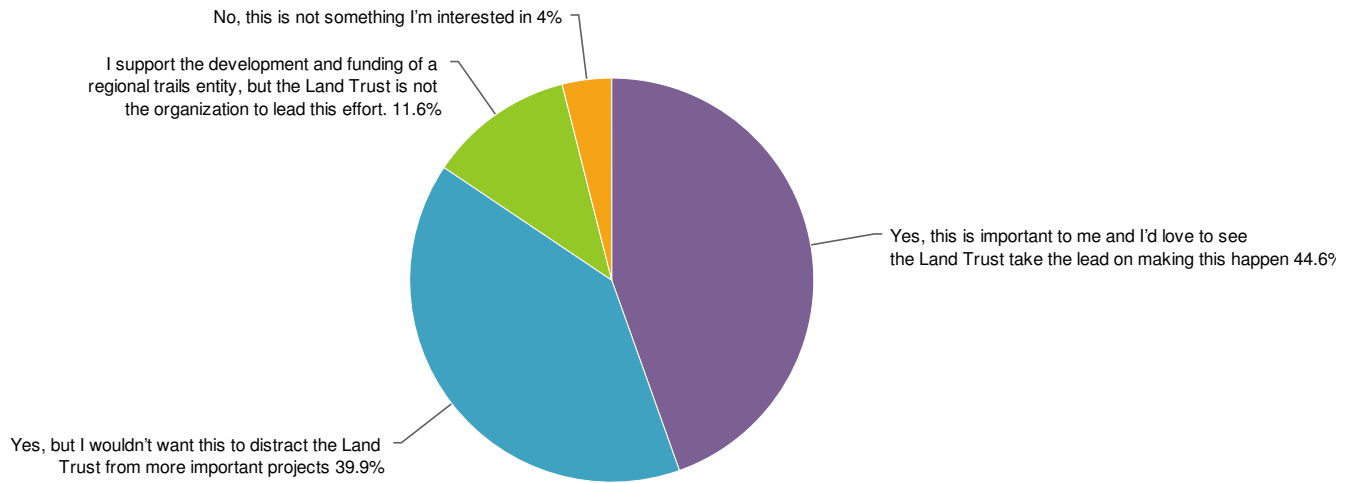
Maintain existing trails on lands the Land Trusts owns or manages, but don't build new trails	15.0%	61
Continue building new trails on lands that the Land Trust owns or manages, and continue managing existing trails	32.7%	133
In addition to maintaining existing trails and building new trails on property the Land Trust owns, the Land Trust should expand trail building and maintenance to appropriate lands owned by others that adjoin the Land Trust's existing trails	48.9%	199
Trail development and maintenance is not an appropriate role for the Land Trust	3.4%	14
Total		407

6. Should Chelan-Douglas Land Trust work with local communities to create a trail from Leavenworth to Wenatchee? Choose one option.



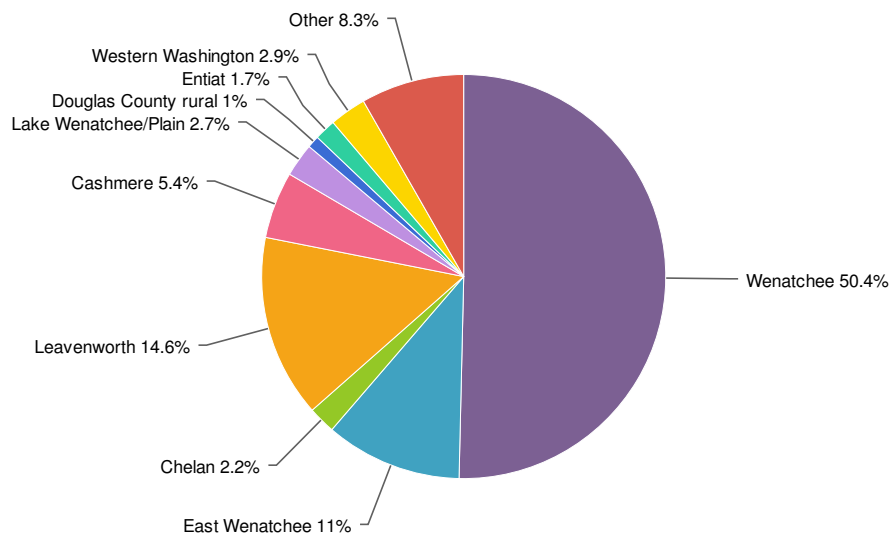
Yes, this is important to me and I'd love to see the Land Trust take the lead on making this happen	41.5%		169
Yes, but I wouldn't want this to distract the Land Trust from more important projects	43.0%		175
I think this trail needs to happen, but the Land Trust is not the organization to do this	10.6%		43
No, this is not something I'm interested in	4.9%		20
		Total	407

7. Given this situation, should Chelan-Douglas Land Trust devote effort to help develop a regional trails entity and a corresponding public funding source? Choose one option.



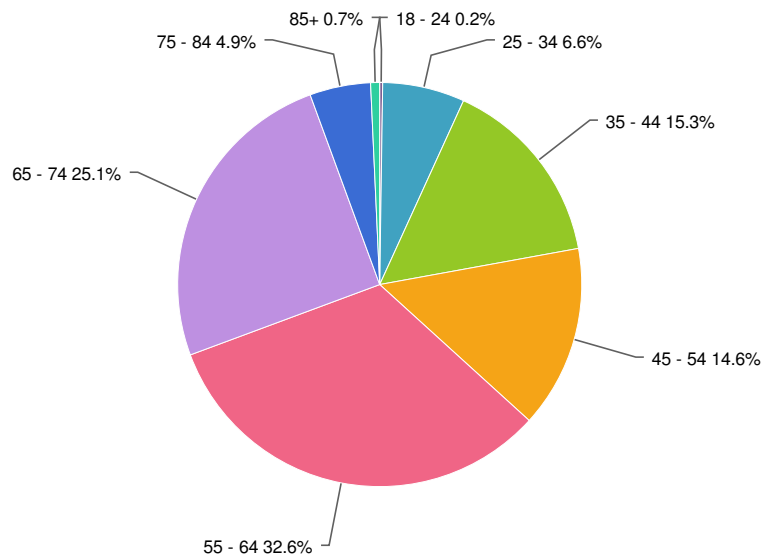
Yes, this is important to me and I'd love to see the Land Trust take the lead on making this happen	44.6%		180
Yes, but I wouldn't want this to distract the Land Trust from more important projects	39.9%		161
I support the development and funding of a regional trails entity, but the Land Trust is not the organization to lead this effort.	11.6%		47
No, this is not something I'm interested in	4.0%		16
		Total	404

8. Where do you live?



Wenatchee	50.4%		207
East Wenatchee	11.0%		45
Chelan	2.2%		9
Leavenworth	14.6%		60
Cashmere	5.4%		22
Lake Wenatchee/Plain	2.7%		11
Douglas County rural	1.0%		4
Entiat	1.7%		7
Western Washington	2.9%		12
Other	8.3%		34
Total			411

9. To help us understand the makeup of our membership, what is your age range?



18 - 24	0.2%	<div style="width: 0.2%; height: 15px; background-color: #cccccc;"></div>	1
25 - 34	6.6%	<div style="width: 6.6%; height: 15px; background-color: #cccccc;"></div>	27
35 - 44	15.3%	<div style="width: 15.3%; height: 15px; background-color: #cccccc;"></div>	63
45 - 54	14.6%	<div style="width: 14.6%; height: 15px; background-color: #cccccc;"></div>	60
55 - 64	32.6%	<div style="width: 32.6%; height: 15px; background-color: #cccccc;"></div>	134
65 - 74	25.1%	<div style="width: 25.1%; height: 15px; background-color: #cccccc;"></div>	103
75 - 84	4.9%	<div style="width: 4.9%; height: 15px; background-color: #cccccc;"></div>	20
85+	0.7%	<div style="width: 0.7%; height: 15px; background-color: #cccccc;"></div>	3
Total			411

Statistics

Sum	21,418.0
Average	52.1
StdDev	13.5
Max	85.0