



Speaker View

Click here to switch between speaker view and gallery view. Speaker view focuses on the person who is speaking at the moment, while gallery view shows up to 25 people at a time. If there are more than 25 screens to view, an arrow appears next to the icon, which you can use to scroll through participants.

Host

You

You

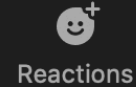

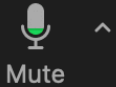
Click the arrow next to the microphone to access your audio settings

Click the camera button to start or stop your own video.

Click the participants button to see who else is here and chat privately

Click Chat to open and close the chat box

Click here for nonverbal reactions like thumbs up and clapping hands, which will appear for 5 seconds on your image



End

You are viewing Host's screen

View Options ▾

You

Host

When viewing a shared screen, such as during videos or slides, you can click "View Options" and click Side-by-Side view for a good view of both the speaker and the shared screen.



Mute



Start Video



Security



Participants



Chat



Share Screen



Record



Reactions

End